

Australian vocational education and training statistics

Government-funded students and courses - January to June 2023

National Centre for Vocational Education Research



Highlights

In the six months ending 30 June 2023, 911 180 students were enrolled in government-funded vocational education and training (VET) in Australia. They included:

- 886 690 students enrolled in nationally recognised training
- 39 070 students enrolled in non-nationally recognised training.

There were 1 016 280 government-funded program enrolments in Australia comprised of:

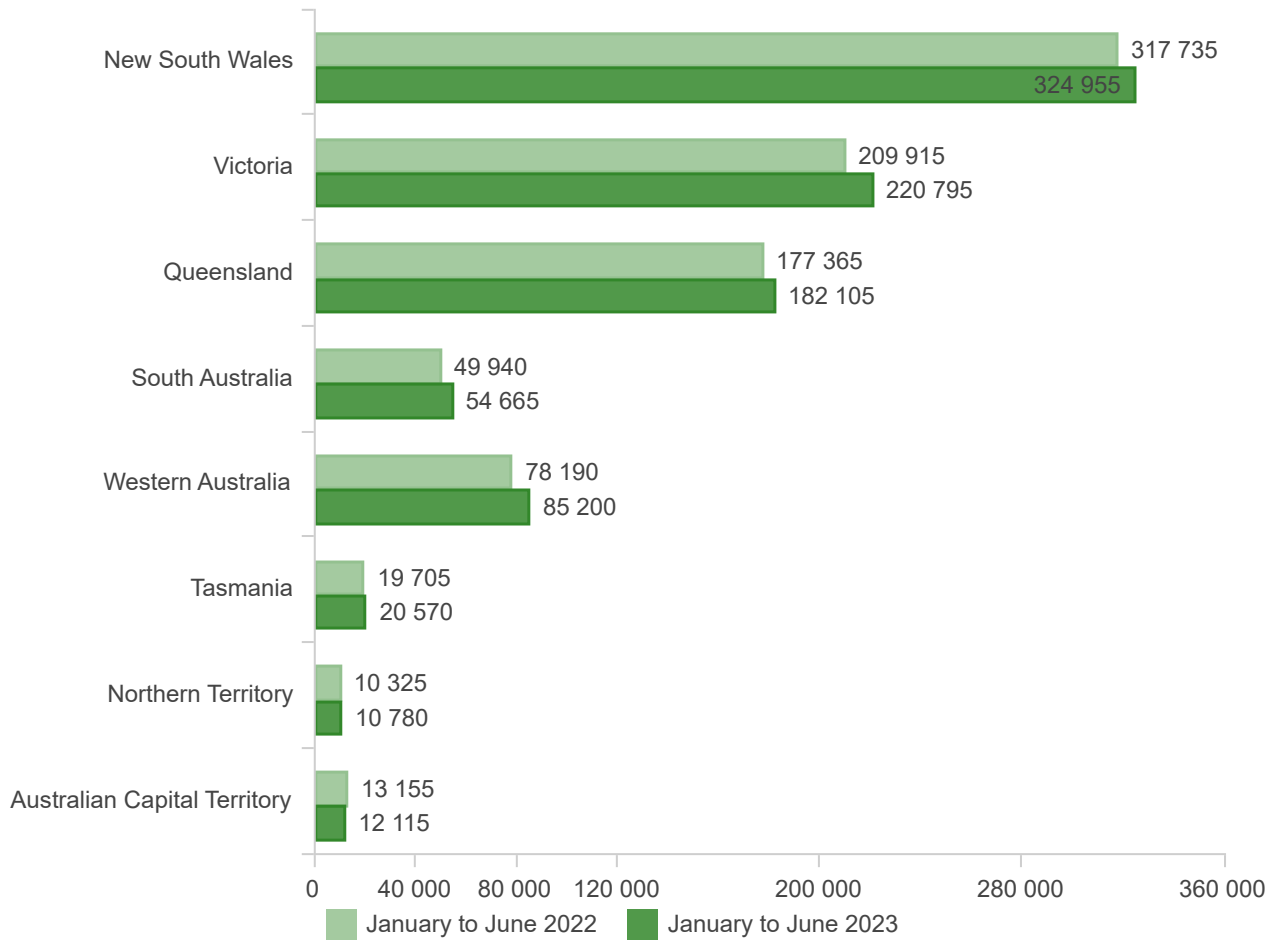
- 92.6% in nationally recognised programs
 - 88.1% were in qualifications: 80.9% in training package qualifications and 7.3% in accredited qualifications
 - 4.5% were in training package skill sets and accredited courses
- 5.2% in locally developed programs
- 2.2% in non-nationally recognised programs.

In the six months ending 30 June 2023, there were 895 590 government-funded nationally recognised qualification enrolments in Australia. The most popular level of education was Certificate III (441 870 or 49.3%), followed by Certificate IV (191 245 or 21.4%).

Students

In the six months ending 30 June 2023, 911 180 students were enrolled in government-funded VET in Australia, an increase of 4.0% from the same period in 2022.

Figure 1 Government-funded students by state/territory, January to June 2022 and 2023, Australia



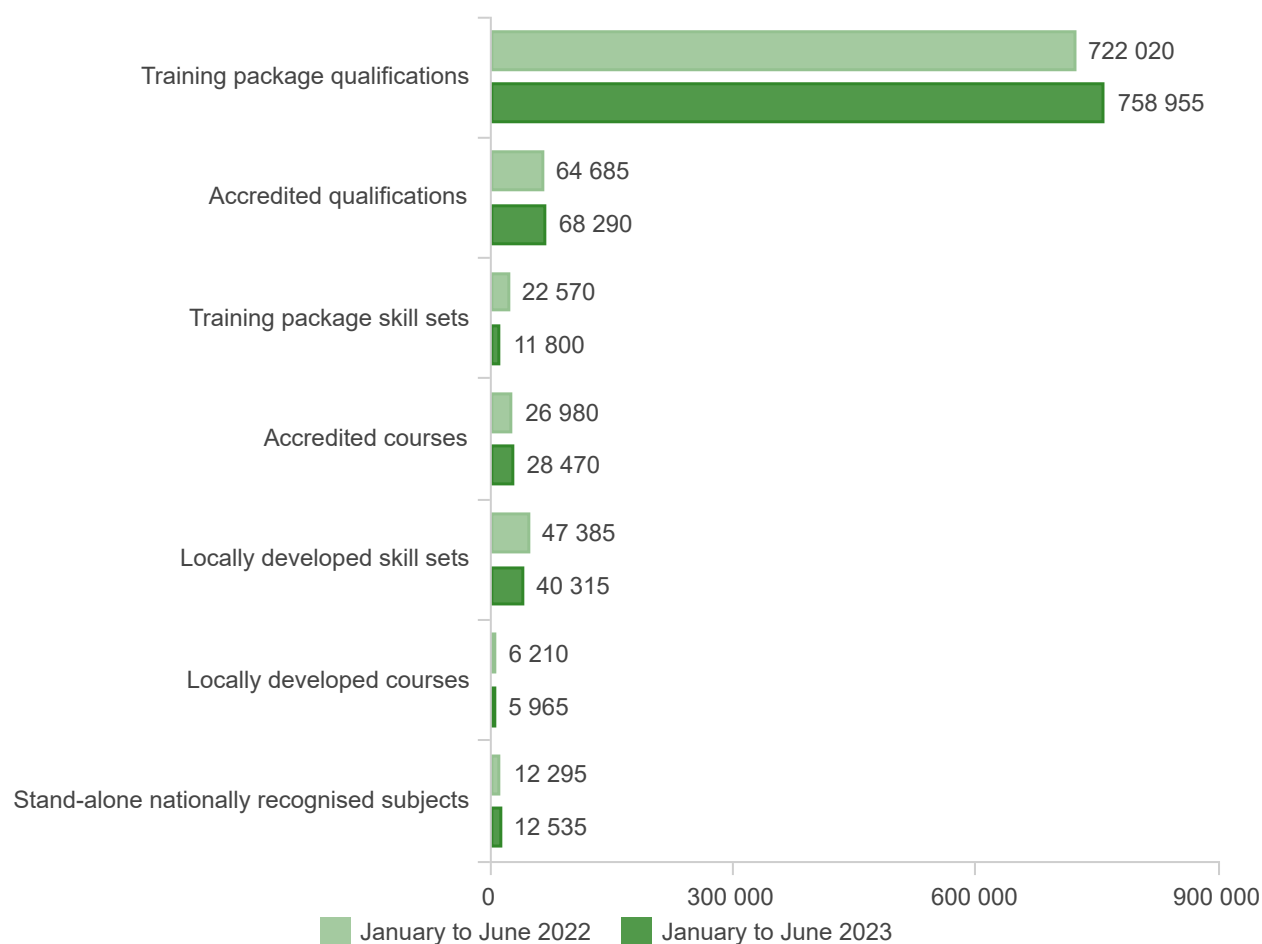
Note: This chart shows the overall picture of Australia and does not update based on state/territory selection.

In the six months ending 30 June 2023, 886 690 government-funded students were enrolled in nationally recognised VET, consisting of:

- training package qualifications (758 955 students or 85.6%)
- accredited qualifications (68 290 students or 7.7%)
- training package skill sets (11 800 students or 1.3%)
- accredited courses (28 470 students or 3.2%)
- locally developed skill sets and courses comprised of at least one nationally recognised subject (46 100 students or 5.2%)
- stand-alone nationally recognised subjects (12 535 students or 1.4%).

Note that students are enrolled in one or more programs, others in stand-alone subjects, and some in a combination of both.

Figure 2 Government-funded students enrolled in nationally recognised VET by type of training, January to June 2022 and 2023, Australia



Note: The sum of students will not add to the January-June 2023 total (886 690) for Australia as a student may have enrolled in multiple programs and/or subjects in the reporting period.

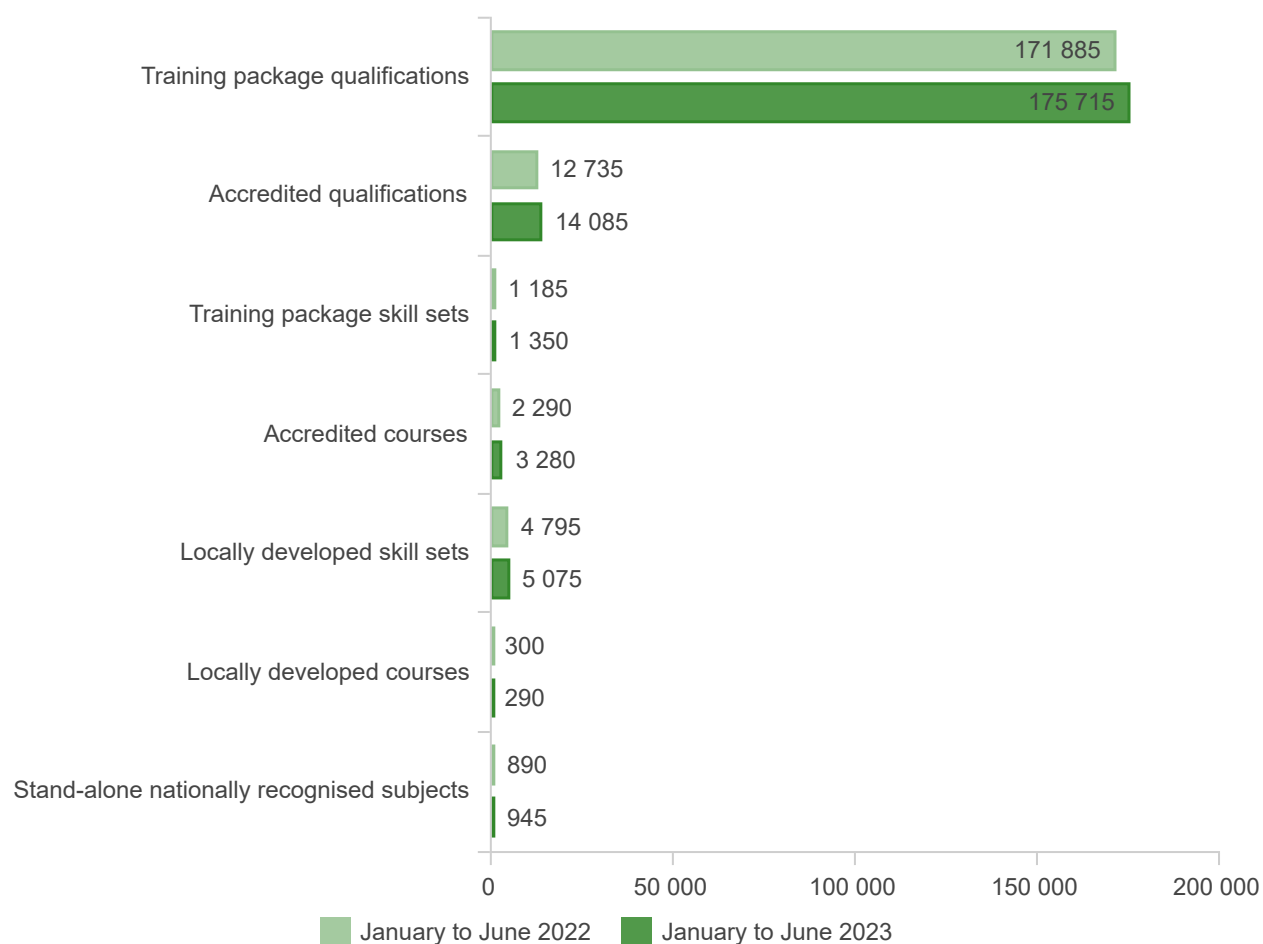
In the six months ending 30 June 2023, 39 070 government-funded students were enrolled in non-nationally recognised VET, consisting of:

- non-nationally recognised programs (21 575 students)
- higher education qualifications (0 students)
- stand-alone non-nationally recognised subjects (17 575 students).

Full-year training equivalents (FYTEs)

In the six months ending 30 June 2023, there were 200 740 FYTEs in government-funded nationally recognised VET in Australia. The majority of these were within Training package qualifications (175 715 or 87.5%), followed by Accredited qualifications (14 085 or 7.0%).

Figure 3 Government-funded FYTEs by nationally recognised type of training, January to June 2022 and 2023, Australia



In the six months ending 30 June 2023, there were 3 550 FYTEs in government-funded non-nationally recognised VET in Australia, consisting of:

- 2 520 FYTEs in non-nationally recognised programs including higher education qualifications
- 1 030 FYTEs in non-nationally recognised stand-alone subjects.

Provider reporting type

In the six months ending 30 June 2023, 1 338 providers were delivering government-funded VET in Australia, an increase of 8.9% from the same period in 2022.

Table 1 Provider reporting type, January to June 2019 to 2023, Australia

Provider reporting type	Jan-Jun 2019	Jan-Jun 2020	Jan-Jun 2021	Jan-Jun 2022	Jan-Jun 2023
TAFE institutes	25	24	24	24	24
Other government providers	10	10	10	10	10
Community education providers	315	280	283	127	257
Private training providers	991	929	931	907	884
Other training providers	241	235	221	212	211
Total	1 531	1 427	1 418	1 229	1 338

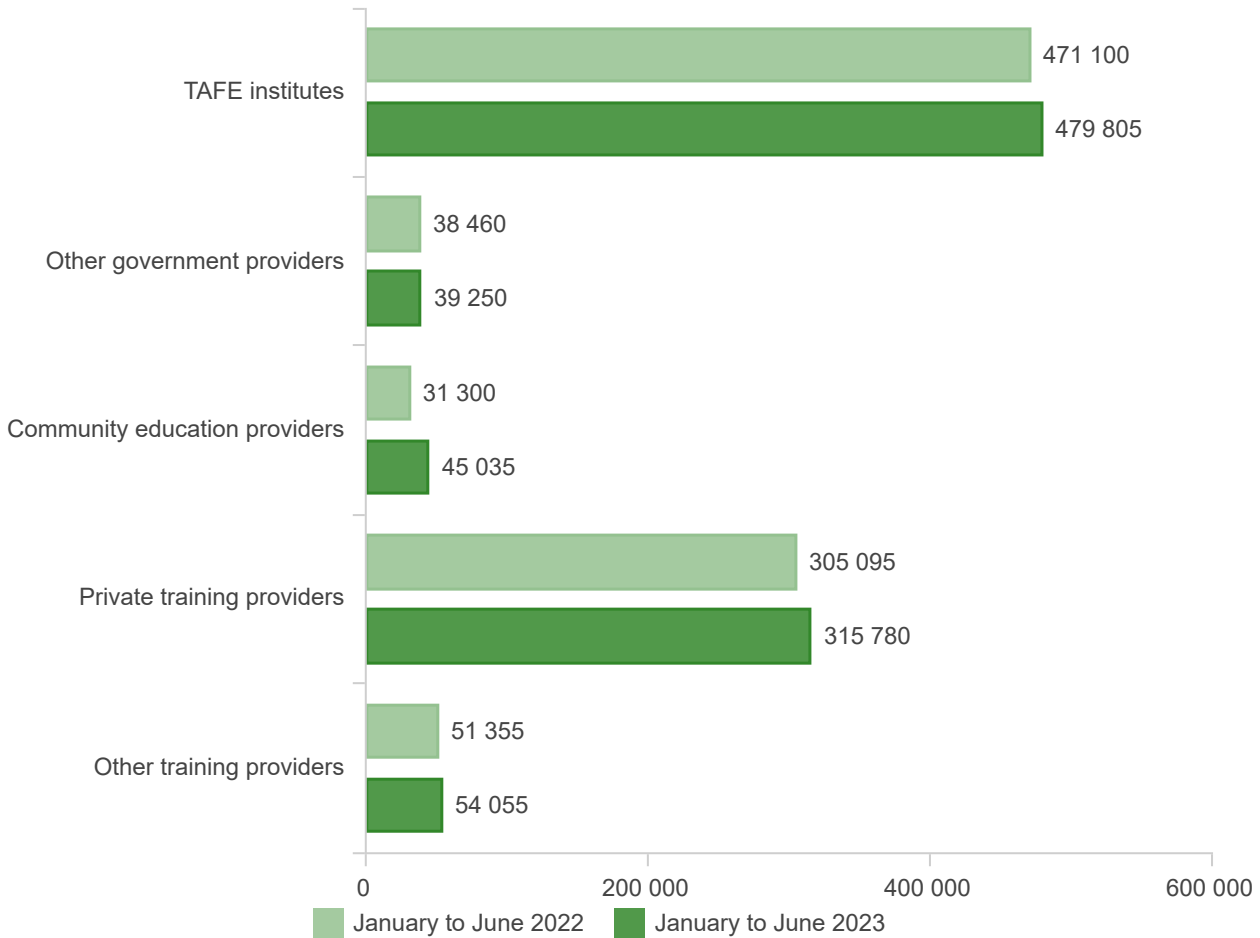
Note: The total is a distinct count of training providers that submitted data through the state training authorities. Some training providers deliver VET in more than one state or territory and may be classified against multiple provider reporting type classifications, but only counted once in the total.

Students by provider reporting type

Of the 911 180 students enrolled in government-funded VET in Australia:

- 479 805 or 52.7% were enrolled at TAFE institutes (up 1.8% from January-June 2022)
- 39 250 or 4.3% at other government providers (up 2.0%)
- 45 035 or 4.9% at community education providers (up 43.9%)
- 315 780 or 34.7% at private training providers (up 3.5%)
- 54 055 or 5.9% at other training providers (up 5.3%).

Figure 4 Government-funded students by provider reporting type, January to June 2022 and 2023, Australia



Note: The sum of students will not add to the January to June 2023 total (911 180) for Australia as a student may have enrolled in multiple provider types in the reporting period.

Other training providers include TAFE institutes undertaking training outside of their head office state or territory.

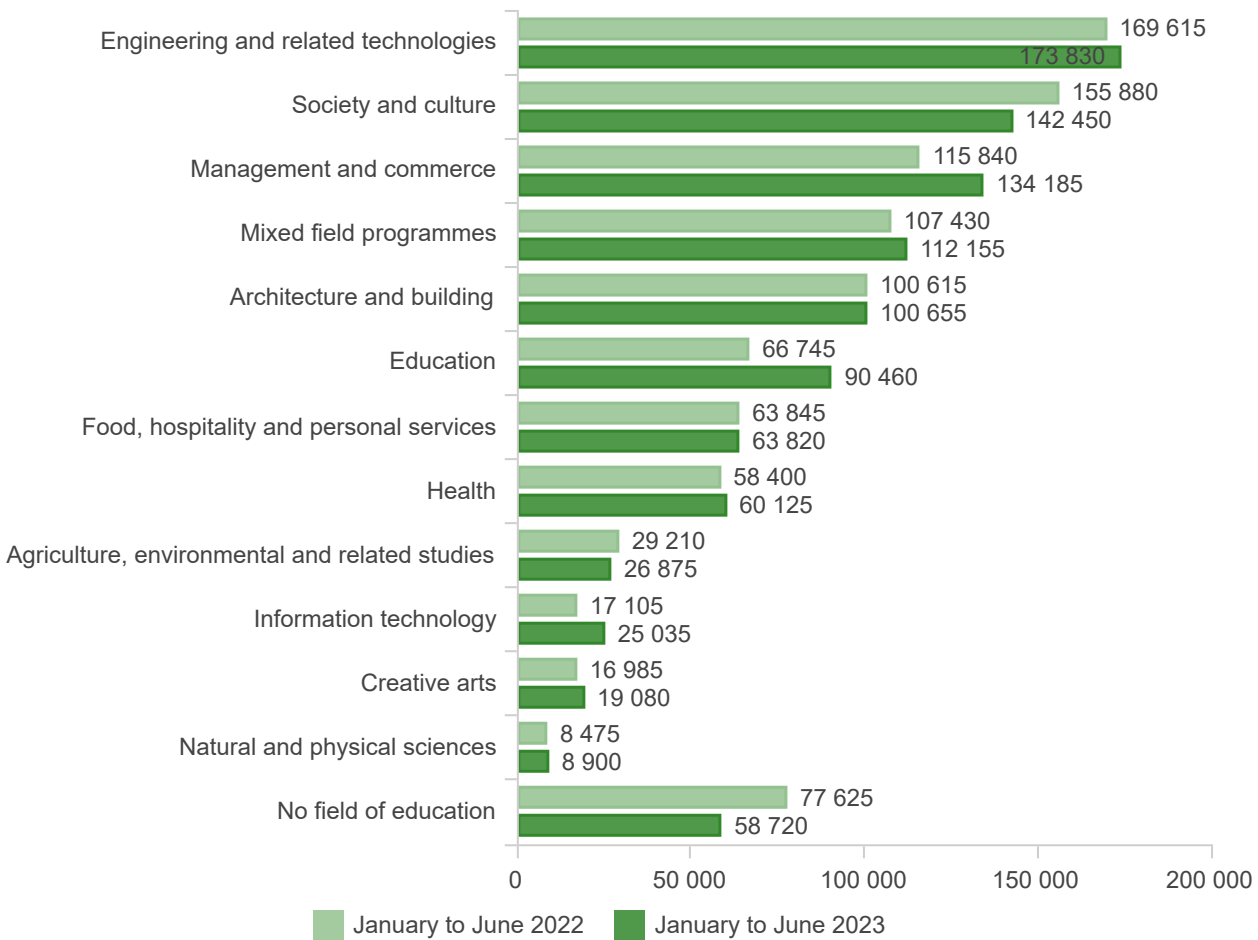
Program enrolments

In the six months ending 30 June 2023, there were 1 016 280 government-funded program enrolments in Australia, an increase of 2.9% from the same period in 2022. Of these:

- 88.1% were in qualifications, including training package qualifications (80.9%) and accredited qualifications (7.3%)
- 4.5% were in training package skill sets and accredited courses
- 5.2% were in locally developed programs comprised of at least one nationally recognised subject
- 2.2% were in non-nationally recognised programs.

In the six months ending 30 June 2023, the most popular field of education was Engineering and related technologies (173 830 or 17.1%), followed by Society and culture (142 450 or 14.0%).

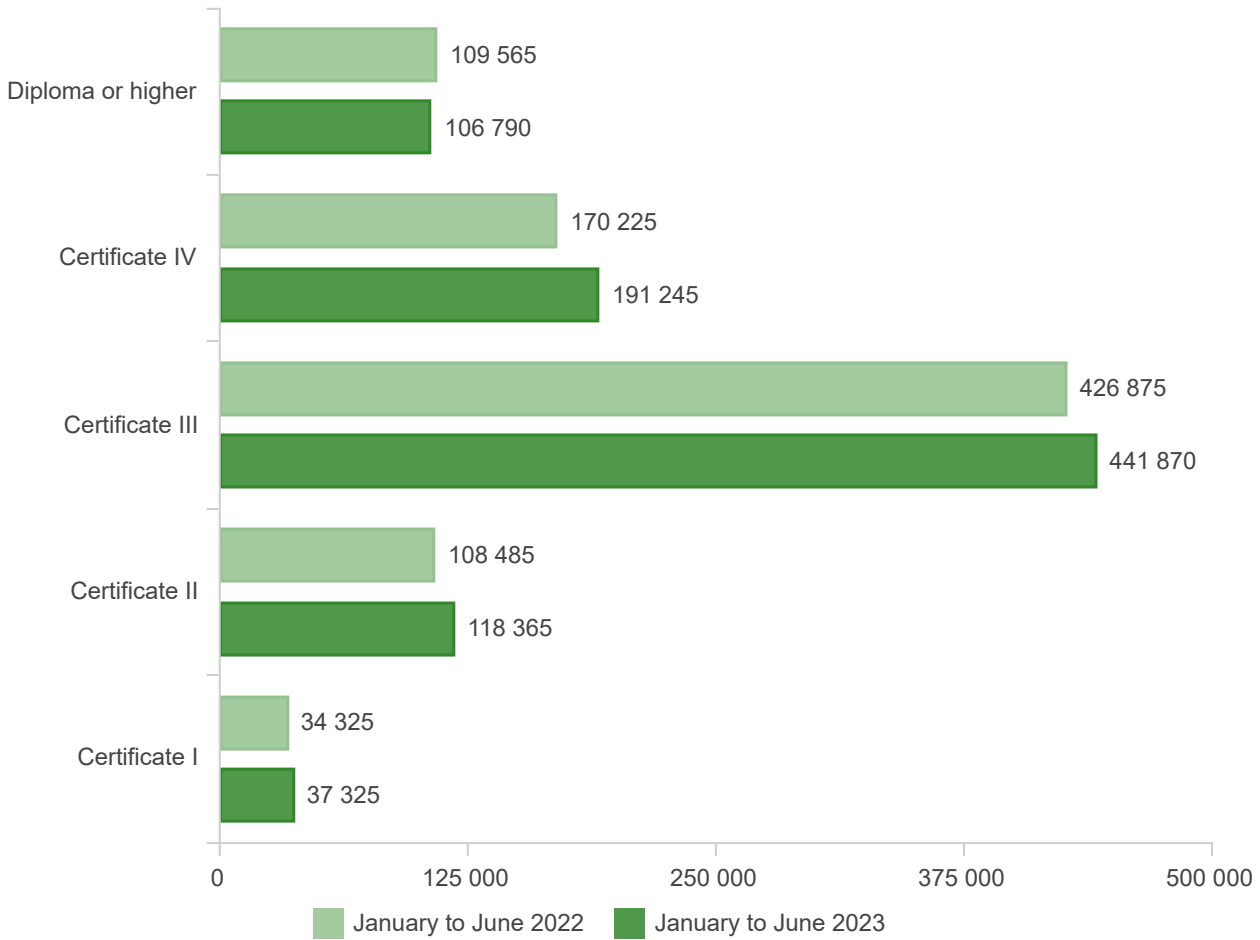
Figure 5 Government-funded program enrolments by field of education, January to June 2022 and 2023, Australia



Note: Training package skill sets and locally developed skill sets are reported without a field of education.

In the six months ending 30 June 2023, there were 895 590 government-funded nationally recognised qualification enrolments in Australia (up 5.4% from the same period in 2022). The most popular level of education was Certificate III (441 870 or 49.3%), followed by Certificate IV (191 245 or 21.4%).

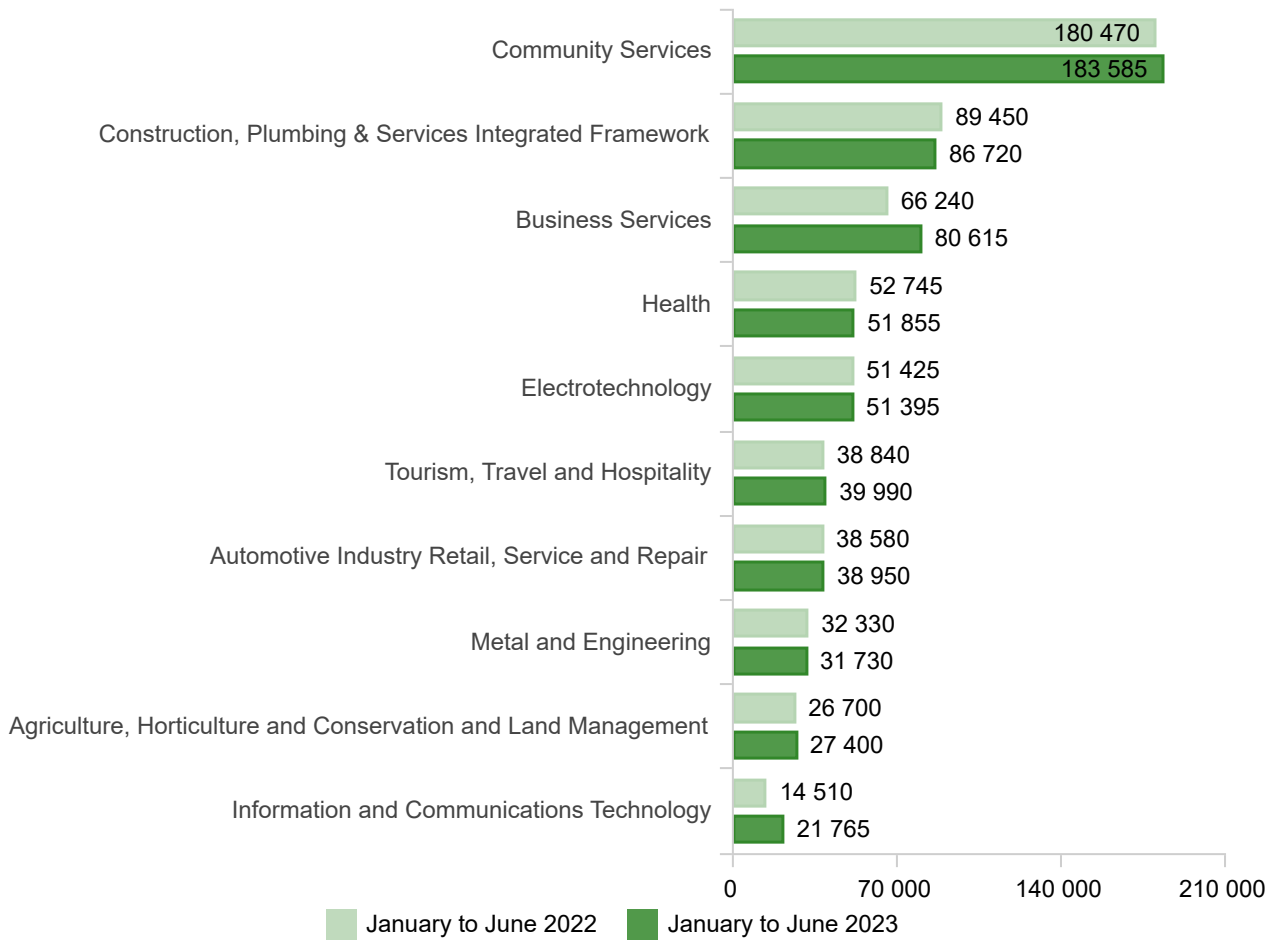
Figure 6 Government-funded nationally recognised qualification enrolments by level of education, January to June 2022 and 2023, Australia



Note: Data in the figure above are based on training package qualifications and accredited qualifications only. Other programs such as training package skill sets and accredited courses are excluded.

In the six months ending 30 June 2023, the most training package enrolments were in Community Services (183 585 or 22.3%), followed by Construction, Plumbing & Services Integrated Framework (86 720 or 10.5%).

Figure 7 Top ten training packages by number of government-funded program enrolments, January to June 2022 and 2023, Australia



Note: For a full list of training packages and non-training packages information, refer to the DataBuilder.

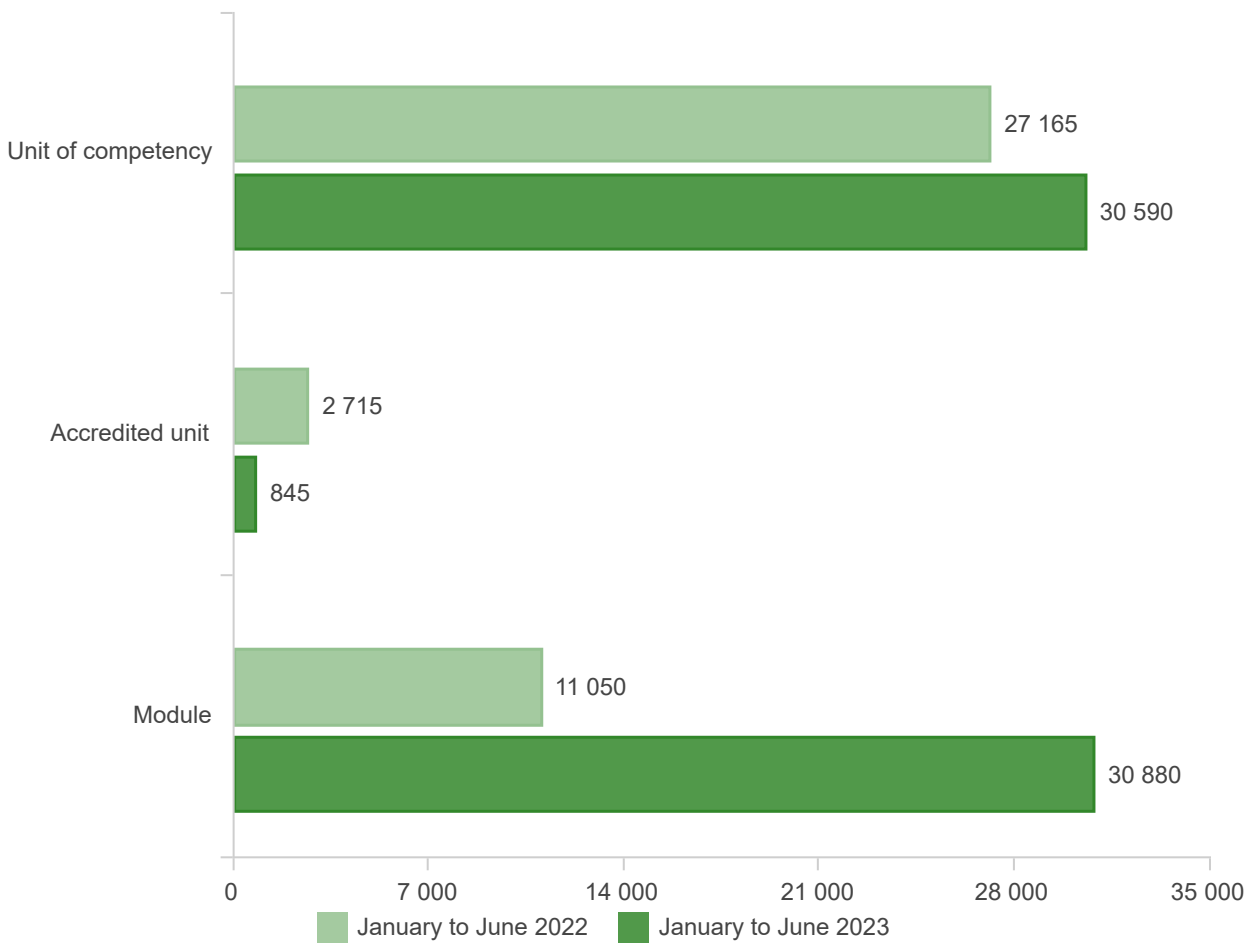
Subject Enrolments

In the six months ending 30 June 2023, there were 6 832 145 enrolments in government-funded VET subjects in Australia.

Of these, 62 315 (0.9%) were in stand-alone subjects, consisting of:

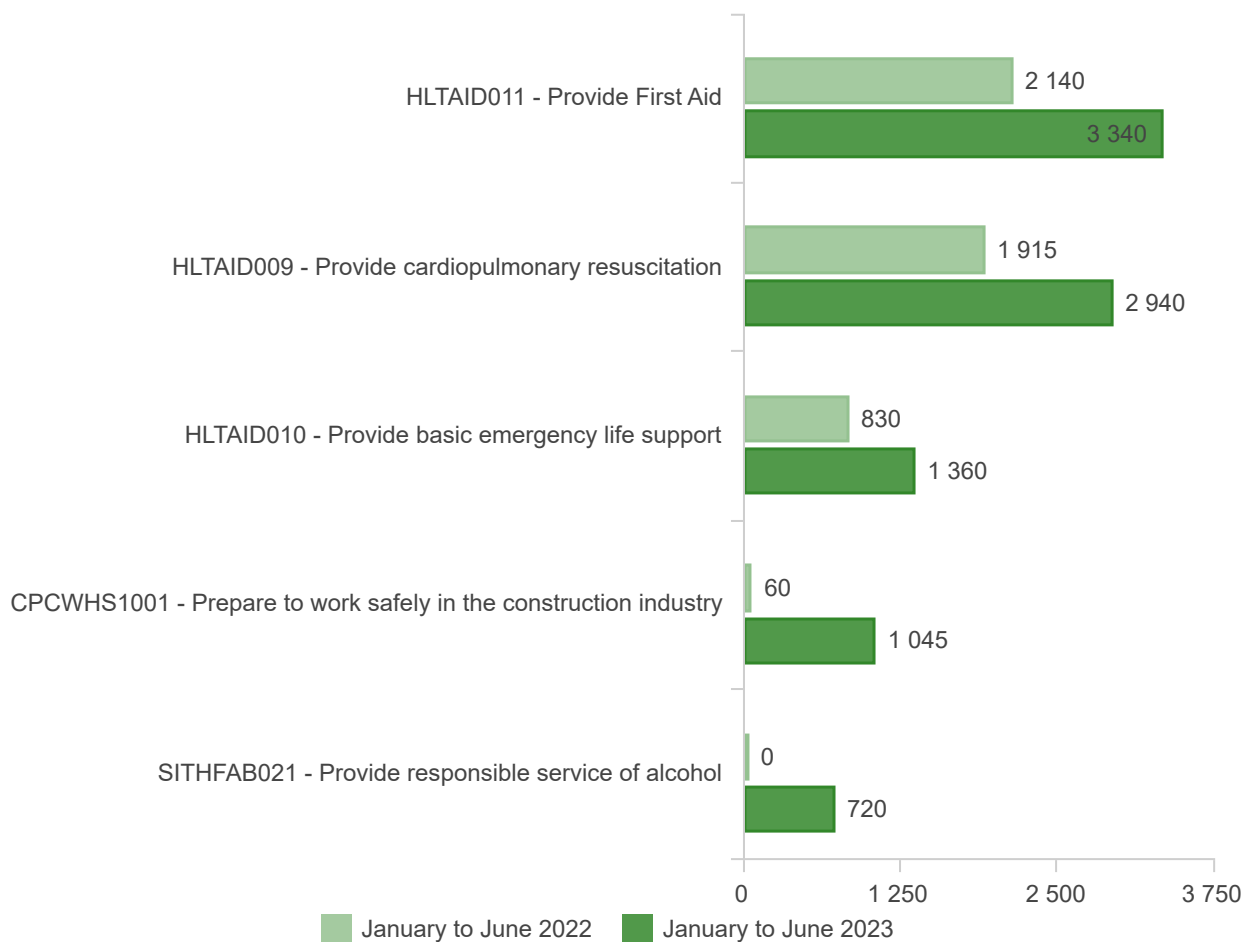
- 31 435 stand-alone nationally recognised subjects, which are comprised of units of competency and accredited units
- 30 880 stand-alone non-nationally recognised subjects, which are modules.

Figure 8 Government-funded stand-alone subject enrolments by subject type, January to June 2022 and 2023, Australia



Note: Data for modules are based on stand-alone non-nationally recognised subject enrolments.

Figure 9 Top five units of competency by number of government-funded stand-alone subject enrolments, January to June 2022 and 2023, Australia



© Commonwealth of Australia, 2023



For details and exceptions visit the [NCVER Portal](#).

This document should be attributed as NCVER 2023, *Government-funded students and courses - January to June 2023*, NCVER, Adelaide.

This work has been produced by NCVER on behalf of the Australian Government, and state and territory governments, with funding provided through the Australian Government Department of Employment and Workplace Relations.

The views and opinions expressed in this document are those of NCVER and do not necessarily reflect the views of the Australian Government or state and territory governments.

ISSN 2205-4391
TD/TNC 153.09

Published by NCVER, ABN 87 007 967 311